

Incident Report

Incident:

Incident Report Number:

Between: Date - Time

And/At: Date-Time

Incident Location:

Name (Last, First, Middle)

DOB:

Race/Sex

Address: (Address, City, State, Zip)

Home Phone Number

Employer

Work Phone Number

Employer Address

Cell Phone Number

Name (Last, First, Middle)

DOB:

Race/Sex

Address: (Address, City, State, Zip)

Home Phone Number

Employer

Work Phone Number

Employer Address

Cell Phone Number

NARRATIVE

Speeding Complaint - E. Red Bank Ave / Deptford Township Line

Resident Complaints

Resident reported vehicles speeding on E. Red Bank Ave at the Deptford Township Line. The complainant requested a speed study be conducted in the area of the midget football field on E. Red Bank Ave.

Vehicle Information: (Year, Make, Model, Style, Color)

License Number:

State:

Expiration Year:

Vin:

Insurance Company:

Other Vehicle Information:

NCIC#

Reporting Officer(s):

Report Date:

Time Received:

Time Cleared:

Unit(s) Assigned:

Pages:

1 Of 12

Reviewed by:

Copy To

Date:

Incident Report Number:

Continuation

Incident Report Number

Incident Location:

Incident Date:

On August 28, 2018 I deployed the covert Jamar Radar Recorder in the area of E. Red Bank Ave and the Deptford Township Line. The Jamar Radar Recorder was affixed to a nearby telephone pole and recorded both East and Westbound traffic on E. Red Bank Ave. The Radar Recorder was deployed for a period of seven (7) days and recorded 82,798 vehicles.

I then downloaded the data from the recorder and produced a Speed Enforcement Evaluator Sheet, along with a Data Summary. The Speed Enforcement Evaluator was calibrated for an Enforcement Tolerance of 6 MPH, a vehicle speed of 32 MPH and above for demonstrational purposes. Woodbury City Police Department SOP #10 states that in a 25 MPH Zone summonses may be issued at 36 MPH and above. I also produced a Speed Enforcement Evaluator with an Enforcement Tolerance set at 10 MPH or a vehicle speed of 36 MPH and above. The following are the results of the data:

Speed Enforcement Evaluator (32 MPH and above)

The total percentage of Enforceable Violations (Vehicles traveling over 32 MPH) was found to be MEDIUM with 71.5% of vehicles above the limit (32MPH). That being said, only vehicles traveling over 36 MPH could be ticketed as per Departmental SOP #10.

Speed Enforcement Evaluator (36 MPH and above)

The total percentage of Enforceable Violations (Vehicles traveling over 36 MPH) was found to be LOW with 40.0% of vehicles above the limit (36MPH).

I have attached both Speed Enforcement Evaluator Sheets to this report for reference.

I then produced the Data Summary for the Traffic Study. The combined speed statistics (for East and Westbound traffic) revealed that the Average Mean Speed of vehicles was 34MPH. Eastbound was found to be an Average Mean Speed of 35 MPH. Westbound was found to be an Average Mean Speed of 34 MPH. It was found that there were (3731) vehicles traveling over 40 MPH and (672) vehicles traveling over 45 MPH, out of a total of 82,798 vehicles.

Reporting Officer(s):

Pages:

2 Of 12

Continuation

Incident Report Number

Incident Location:

Incident Date:

It was found that there is not a drastic speeding issue at the target location. The target location's posted speed limit is 25 MPH in Woodbury, however increased to 35 MPH once Deptford Township begins. This leads to vehicles both entering and exiting Woodbury to and from the 35 MPH Zone. The roadway is also a direct route traveled by various EMS Service Vehicles to Inspira Medical Center and can account for some of the vehicles read at over 40 MPH. I have also attached the Data Summary Sheets to this report for reference.

I then ran an Enforcement Calculator to obtain the best times for traffic enforcement from the data collected. This revealed the hours of 3pm-5pm were the best two (2) consecutive hours for enforcement on E. Red Bank Ave. This information will be disseminated to Patrol who will conduct Radar enforcement on E. Red Bank Ave.

Det. A. Phillips

#3025

Woodbury City Police Department Traffic Unit

Reporting Officer(s):

Pages:

3 Of 12

Continuation

Incident Report Number

Incident Location:

Incident Date:

Woodbury Police Department
Traffic Safety Unit
220 S. Broad St
Woodbury, NJ 08096



Speed Enforcement Evaluator

Location:
E. Red Bank Ave

Closest Cross Street:
Deptford Twp Line

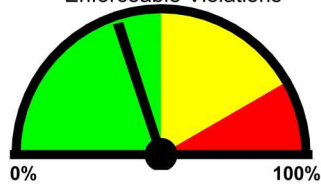
Analysis Dates:
Tuesday, August 28, 2018
Sunday, September 02, 2018

Equipment Used:
Jamar Covert Radar

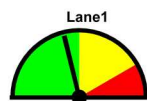
Installed By:
Det. Phillips #3025

Requested By:
Citizen Complaints

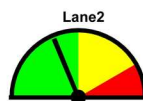
Total Percentage of
Enforceable Violations



0% 100%
Posted Speed Limit: 25 MPH
Enforcement Tolerance: 10 MPH
Enforcement Limit: 36 MPH & Up
Percentage Above Limit: 40.0%
Enforcement Rating: **LOW**



Percent Above Limit: 42.6%
Enforcement Rating: **LOW**



Percent Above Limit: 37.6%
Enforcement Rating: **LOW**

Reporting Officer(s):

Pages:

4 OF 12

Continuation

Incident Report Number

Incident Location:

Incident Date:

Woodbury Police Department
Traffic Safety Unit
220 S. Broad St
Woodbury, NJ 08096



Speed Enforcement Evaluator

Location:
E. Red Bank Ave

Closest Cross Street:
Deptford Twp Line

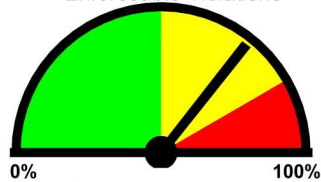
Analysis Dates:
Tuesday, August 28, 2018
Sunday, September 02, 2018

Equipment Used:
Jamar Covert Radar

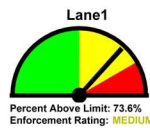
Installed By:
Det. Phillips #3025

Requested By:
Citizen Complaints

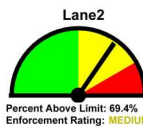
Total Percentage of
Enforceable Violations



0% 100%
Posted Speed Limit: 25 MPH
Enforcement Tolerance: 6 MPH
Enforcement Limit: 32 MPH & Up
Percentage Above Limit: 71.5%
Enforcement Rating: **MEDIUM**



Percent Above Limit: 73.6%
Enforcement Rating: **MEDIUM**



Percent Above Limit: 69.4%
Enforcement Rating: **MEDIUM**

Reporting Officer(s):

Pages:

5 OF 12

Continuation

Incident Report Number	Incident Location:	Incident Date:
------------------------	--------------------	----------------

Woodbury Police Department
Traffic Safety Unit
220 S. Broad St
Woodbury, NJ 08096



Page 2

Lane1

Speed	Volume
8	3
9	8
10	15
11	12
12	10
13	8
14	9
15	5
16	13
17	9
18	11
19	19
20	25
21	32
22	58
23	99
24	136
25	204
26	339
27	487
28	646
29	923
30	1088
31	1312
32	1438
33	1598
34	1725
35	1699
36	1751
37	1564
38	1278
39	1080
40	823
41	703
42	478
43	369
44	299
45	179
46	121
47	70
48	51
49	26
50	24
51	9
52	4
53	2
54	5
55	4
56	2
57	3
58	1
59	2
60	2
61	0
62	0
63	0
64	0
65	1
66	2
67	0
68	1
69	0
70	0
71	0
72	0
73	0
74	0
75	0
76	0
77	0
78	1

Reporting Officer(s):		Pages: 6 OF 12
-----------------------	--	-------------------

Continuation

Incident Report Number	Incident Location:	Incident Date:
------------------------	--------------------	----------------

Woodbury Police Department
Traffic Safety Unit
 220 S. Broad St
 Woodbury, NJ 08096



Page 1

Lane1

Report for 8/28/2018 6:00:00 PM to 9/2/2018 4:59:59 AM

SPEED STATISTICS - 35 to 95+ by 5 MPH

Speed in MPH	1 - 35	36 - 40	41 - 45	46 - 50	51 - 55	56 - 60	61 - 65	66 - 70	71 - 75	76 - 80	81 - 85	86 - 90	91 - 95	96 - 999
Count	11931	6494	1988	292	24	10	1	3	0	1	0	0	0	0
Percent	57.5	31.3	9.6	1.4	0.1	0.0	0.0	0.0	0.0	0.0	0.0	0.0	0.0	0.0

Over Speed	35	40	45	50	55	60	65	70	75	80	85	90	95	999
Count	8813	2319	331	39	15	5	4	1	1	0	0	0	0	0
Percent	42.5	11.2	1.6	0.2	0.1	0.0	0.0	0.0	0.0	0.0	0.0	0.0	0.0	0.0

Percentile	5%	10%	15%	45%	50%	55%	85%	90%	95%
Speed	27	28	30	34	35	35	40	41	43

Average 35
 (Mean)

Pace Speed 30-39
 Number in 14531
 Pace
 Percent in 70.0
 Pace

Reporting Officer(s):		Pages: 7 OF 12
-----------------------	--	-------------------

Continuation

Incident Report Number	Incident Location:	Incident Date:
------------------------	--------------------	----------------

Woodbury Police Department
Traffic Safety Unit
220 S. Broad St
Woodbury, NJ 08096



Page 6

COMBINED - Lane1, Lane2

Speed	Volume
7	1
8	3
9	10
10	17
11	17
12	14
13	17
14	26
15	14
16	33
17	40
18	36
19	54
20	92
21	102
22	156
23	238
24	331
25	485
26	695
27	1098
28	1367
29	1917
30	2229
31	2722
32	3028
33	3260
34	3402
35	3355
36	3303
37	2891
38	2403
39	2027
40	1576
41	1290
42	919
43	709
44	494
45	319
46	238
47	135
48	110
49	82
50	50
51	24
52	14
53	9
54	11
55	6
56	4
57	4
58	1
59	2
60	2
61	0
62	0
63	0
64	0
65	1
66	2
67	0
68	1
69	0
70	0
71	0
72	0
73	0
74	0
75	0
76	0
77	0
78	1

Reporting Officer(s):		Pages: 8 OF 12
-----------------------	--	-------------------

Continuation

Incident Report Number	Incident Location:	Incident Date:
------------------------	--------------------	----------------

Woodbury Police Department
Traffic Safety Unit
 220 S. Broad St
 Woodbury, NJ 08096



Page 5

COMBINED - Lane1, Lane2

Report for 8/28/2018 6:00:00 PM to 9/2/2018 4:59:59 AM

SPEED STATISTICS - 35 to 95+ by 5 MPH

Speed in MPH	1 - 35	36 - 40	41 - 45	46 - 50	51 - 55	56 - 60	61 - 65	66 - 70	71 - 75	76 - 80	81 - 85	86 - 90	91 - 95	96 - 999
Count	24861	12200	3731	595	64	13	1	3	0	1	0	0	0	0
Percent	60.0	29.4	9.0	1.4	0.2	0.0	0.0	0.0	0.0	0.0	0.0	0.0	0.0	0.0

Over Speed	35	40	45	50	55	60	65	70	75	80	85	90	95	999
Count	16608	4408	677	82	18	5	4	1	1	0	0	0	0	0
Percent	40.0	10.6	1.6	0.2	0.0	0.0	0.0	0.0	0.0	0.0	0.0	0.0	0.0	0.0

Percentile	5%	10%	15%	45%	50%	55%	85%	90%	95%
Speed	26	28	29	34	34	35	39	41	43

Average 34
 (Mean)

Pace Speed 30-39
 Number in 28719
 Pace
 Percent in 69.3
 Pace

Reporting Officer(s):		Pages: 9 OF 12
-----------------------	--	-------------------

Continuation

Incident Report Number	Incident Location:	Incident Date:
------------------------	--------------------	----------------

Woodbury Police Department
Traffic Safety Unit
220 S. Broad St
Woodbury, NJ 08096



Page 4

Lane2

Speed	Volume
7	1
8	0
9	2
10	2
11	5
12	4
13	9
14	17
15	9
16	20
17	31
18	25
19	35
20	67
21	70
22	98
23	139
24	195
25	284
26	356
27	611
28	721
29	894
30	1241
31	1410
32	1588
33	1662
34	1677
35	1657
36	1552
37	1327
38	1127
39	947
40	753
41	587
42	441
43	340
44	235
45	140
46	117
47	65
48	59
49	36
50	26
51	15
52	10
53	7
54	6
55	2
56	2
57	1

Reporting Officer(s):		Pages: 10 Of 12
-----------------------	--	--------------------

Continuation

Incident Report Number	Incident Location:	Incident Date:
------------------------	--------------------	----------------

Woodbury Police Department
Traffic Safety Unit
 220 S. Broad St
 Woodbury, NJ 08096



Page 3

Lane2

Report for 8/28/2018 6:00:00 PM to 9/2/2018 4:59:59 AM

SPEED STATISTICS - 35 to 95+ by 5 MPH

Speed in MPH	1 - 35	36 - 40	41 - 45	46 - 50	51 - 55	56 - 60	61 - 65	66 - 70	71 - 75	76 - 80	81 - 85	86 - 90	91 - 95	96 - 999
Count	12930	5706	1743	303	40	3	0	0	0	0	0	0	0	0
Percent	62.4	27.5	8.4	1.5	0.2	0.0	0.0	0.0	0.0	0.0	0.0	0.0	0.0	0.0

Over Speed	35	40	45	50	55	60	65	70	75	80	85	90	95	999
Count	7795	2089	346	43	3	0	0	0	0	0	0	0	0	0
Percent	37.6	10.1	1.7	0.2	0.0	0.0	0.0	0.0	0.0	0.0	0.0	0.0	0.0	0.0

Percentile	5%	10%	15%	45%	50%	55%	85%	90%	95%
Speed	26	28	29	33	34	35	39	41	43

Average 34
 (Mean)

Pace Speed 29-38
 Number in 14235
 Pace
 Percent in 68.7
 Pace

Reporting Officer(s):		Pages: 11 Of 12
-----------------------	--	--------------------

Continuation

Incident Report Number	Incident Location:	Incident Date:
------------------------	--------------------	----------------

Woodbury Police Department
Traffic Safety Unit
 220 S. Broad St
 Woodbury, NJ 08096

Page 1



Lane1

1-5	6-10	11-15	16-20	21-25	26-30	31-35	36-40	41-45	46-50	51-55	56-60	61-65	>65
0	26	44	77	529	3483	7772	6494	1988	292	24	10	1	4

85 percentile = 39

Lane2

1-5	6-10	11-15	16-20	21-25	26-30	31-35	36-40	41-45	46-50	51-55	56-60	61-65	>65
0	5	44	178	786	3923	7995	5706	1743	303	40	3	0	0

85 percentile = 38

Combined

1-5	6-10	11-15	16-20	21-25	26-30	31-35	36-40	41-45	46-50	51-55	56-60	61-65	>65
0	31	88	255	1315	7406	15767	12200	3731	595	64	13	1	4

85 percentile = 38

Reporting Officer(s):		Pages: 12 Of 12
-----------------------	--	--------------------