

**Woodbury City Police Department**  
Traffic Safety Unit

# Speed Enforcement Evaluator

**Location:**  
**Lupton Ave**

Total Percentage of  
Enforceable Violations

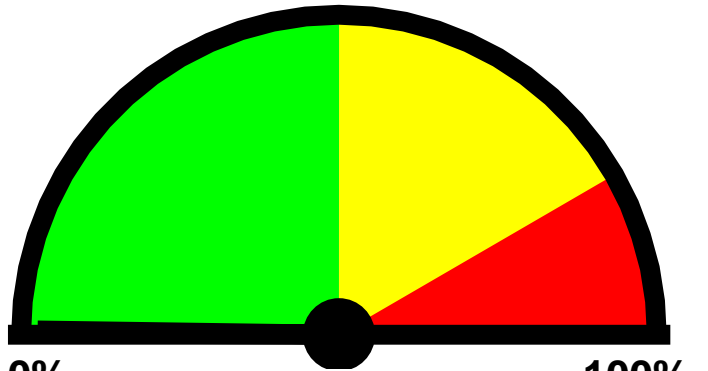
**Closest Cross Street:**  
W Barber Ave

**Analysis Dates:**  
Tuesday, October 20, 2020  
Monday, October 26, 2020

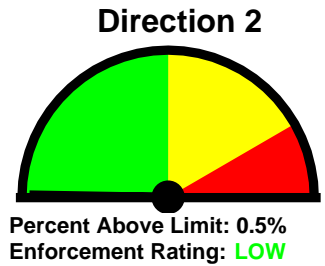
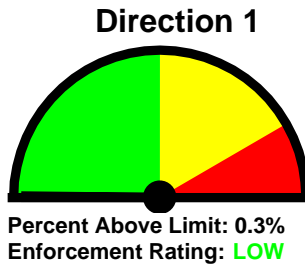
**Equipment Used:**  
JAMAR

**Installed By:**  
Ptlm. Wills #3043

**Requested By:**  
Woodbury Resident



**0%** **100%**  
**Posted Speed Limit:** 25 MPH  
**Enforcement Tolerance:** 10 MPH  
**Enforcement Limit:** 36 MPH & Up  
**Percentage Above Limit:** 0.4%  
**Enforcement Rating:** LOW



Combined

1-5	6-10	11-15	16-20	21-25	26-30	31-35	36-40	41-45	46-50	51-55	56-60	61-65	>65
0	31	256	1590	4151	2828	444	37	5	0	0	0	0	0

85 percentile = 27

Direction 1

1-5	6-10	11-15	16-20	21-25	26-30	31-35	36-40	41-45	46-50	51-55	56-60	61-65	>65
0	21	123	765	2001	1107	130	11	3	0	0	0	0	0

85 percentile = 26

Direction 2

1-5	6-10	11-15	16-20	21-25	26-30	31-35	36-40	41-45	46-50	51-55	56-60	61-65	>65
0	10	133	825	2150	1721	314	26	2	0	0	0	0	0

85 percentile = 28