

Woodbury City Police Department
Traffic Safety Unit

Speed Enforcement Evaluator

Location:
Lupton Ave

Total Percentage of
Enforceable Violations

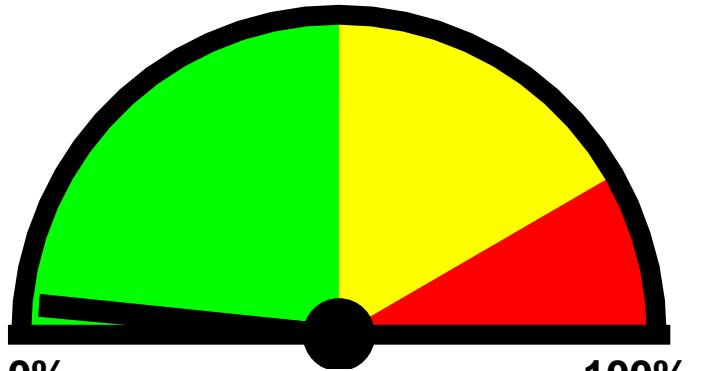
Closest Cross Street:
W Barber Ave

Analysis Dates:
Tuesday, October 20, 2020
Monday, October 26, 2020

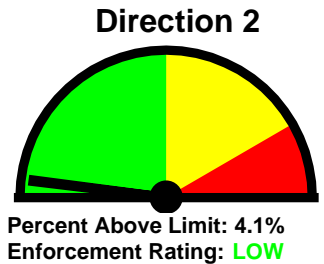
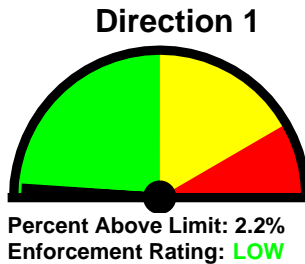
Equipment Used:
JAMAR

Installed By:
Ptlm. Wills #3043

Requested By:
Woodbury Resident



0% **100%**
Posted Speed Limit: 25 MPH
Enforcement Tolerance: 6 MPH
Enforcement Limit: 32 MPH & Up
Percentage Above Limit: 3.2%
Enforcement Rating: LOW



Combined

1-5	6-10	11-15	16-20	21-25	26-30	31-35	36-40	41-45	46-50	51-55	56-60	61-65	>65
0	31	256	1590	4151	2828	444	37	5	0	0	0	0	0

85 percentile = 27

Direction 1

1-5	6-10	11-15	16-20	21-25	26-30	31-35	36-40	41-45	46-50	51-55	56-60	61-65	>65
0	21	123	765	2001	1107	130	11	3	0	0	0	0	0

85 percentile = 26

Direction 2

1-5	6-10	11-15	16-20	21-25	26-30	31-35	36-40	41-45	46-50	51-55	56-60	61-65	>65
0	10	133	825	2150	1721	314	26	2	0	0	0	0	0

85 percentile = 28