


**Woodbury City Police Department**  
**Traffic Unit**  
 220 S. Broad St.  
 Woodbury, NJ 08096



Direction 1

**Report for 2/23/2023 6:00:00 PM to 3/3/2023 5:59:59 PM**

**SPEED STATISTICS - 15 to 70+ by 5 MPH**

Speed in MPH	1 - 15	16 - 20	21 - 25	26 - 30	31 - 35	36 - 40	41 - 45	46 - 50	51 - 55	56 - 60	61 - 65	66 - 70	71 - 75	76 - 999
Count	272	394	905	1008	353	41	11	0	0	0	0	0	0	0
Percent	9.1	13.2	30.3	33.8	11.8	1.4	0.4	0.0	0.0	0.0	0.0	0.0	0.0	0.0

Over Speed	15	20	25	30	35	40	45	50	55	60	65	70	75	999
Count	2712	2318	1413	405	52	11	0	0	0	0	0	0	0	0
Percent	90.9	77.7	47.4	13.6	1.7	0.4	0.0	0.0	0.0	0.0	0.0	0.0	0.0	0.0


  

Percentile	5%	10%	15%	45%	50%	55%	85%	90%	95%
Speed	13	16	18	24	25	26	30	31	33

Average 24  
(Mean)

Pace Speed 21-30  
 Number in 1913  
 Pace  
 Percent in 64.1  
 Pace


**Woodbury City Police Department**  
**Traffic Unit**  
 220 S. Broad St.  
 Woodbury, NJ 08096



Direction 1

Speed	Volume
7	1
8	17
9	27
10	26
11	40
12	36
13	29
14	40
15	56
16	68
17	58
18	75
19	99
20	94
21	160
22	165
23	170
24	198
25	212
26	226
27	246
28	212
29	184
30	140
31	112
32	100
33	66
34	45
35	30
36	13
37	9
38	8
39	6
40	5
41	3
42	2
43	0
44	5
45	1

**Woodbury City Police Department**  
**Traffic Unit**  
 220 S. Broad St.  
 Woodbury, NJ 08096



Direction 2

**Report for 2/23/2023 6:00:00 PM to 3/3/2023 5:59:59 PM**


**SPEED STATISTICS - 15 to 70+ by 5 MPH**

Speed in MPH	1 - 15	16 - 20	21 - 25	26 - 30	31 - 35	36 - 40	41 - 45	46 - 50	51 - 55	56 - 60	61 - 65	66 - 70	71 - 75	76 - 999
Count	541	1233	2365	2381	469	48	6	0	0	0	0	0	0	0
Percent	7.7	17.5	33.6	33.8	6.7	0.7	0.1	0.0	0.0	0.0	0.0	0.0	0.0	0.0
Over Speed	15	20	25	30	35	40	45	50	55	60	65	70	75	999
Count	6502	5269	2904	523	54	6	0	0	0	0	0	0	0	0
Percent	92.3	74.8	41.2	7.4	0.8	0.1	0.0	0.0	0.0	0.0	0.0	0.0	0.0	0.0
Percentile	5%	10%	15%	45%	50%	55%	85%	90%	95%					
Speed	14	16	18	24	24	25	29	30	31					

Average 24  
 (Mean)

Pace Speed 21-30  
 Number in 4746  
 Pace  
 Percent in 67.4  
 Pace


**Woodbury City Police Department**  
**Traffic Unit**  
 220 S. Broad St.  
 Woodbury, NJ 08096



Direction 2

Speed	Volume
7	3
8	4
9	18
10	31
11	56
12	60
13	100
14	112
15	157
16	191
17	201
18	267
19	262
20	312
21	389
22	435
23	455
24	493
25	593
26	587
27	537
28	531
29	397
30	329
31	205
32	104
33	76
34	43
35	41
36	24
37	7
38	10
39	6
40	1
41	3
42	3

**Woodbury City Police Department**  
**Traffic Unit**  
 220 S. Broad St.  
 Woodbury, NJ 08096



COMBINED - Direction 1, Direction 2

**Report for 2/23/2023 6:00:00 PM to 3/3/2023 5:59:59 PM**


**SPEED STATISTICS - 15 to 70+ by 5 MPH**

Speed in MPH	1 - 15	16 - 20	21 - 25	26 - 30	31 - 35	36 - 40	41 - 45	46 - 50	51 - 55	56 - 60	61 - 65	66 - 70	71 - 75	76 - 999
Count	813	1627	3270	3389	822	89	17	0	0	0	0	0	0	0
Percent	8.1	16.2	32.6	33.8	8.2	0.9	0.2	0.0	0.0	0.0	0.0	0.0	0.0	0.0
Over Speed	15	20	25	30	35	40	45	50	55	60	65	70	75	999
Count	9214	7587	4317	928	106	17	0	0	0	0	0	0	0	0
Percent	91.9	75.7	43.1	9.3	1.1	0.2	0.0	0.0	0.0	0.0	0.0	0.0	0.0	0.0
Percentile	5%	10%	15%	45%	50%	55%	85%	90%	95%					
Speed	14	16	18	24	25	25	29	30	32					

Average 24  
 (Mean)

Pace Speed 21-30  
 Number in 6659  
 Pace  
 Percent in 66.4  
 Pace

**Woodbury City Police Department**  
**Traffic Unit**  
 220 S. Broad St.  
 Woodbury, NJ 08096



COMBINED - Direction 1, Direction 2

Speed	Volume
7	4
8	21
9	45
10	57
11	96
12	96
13	129
14	152
15	213
16	259
17	259
18	342
19	361
20	406
21	549
22	600
23	625
24	691
25	805
26	813
27	783
28	743
29	581
30	469
31	317
32	204
33	142
34	88
35	71
36	37
37	16
38	18
39	12
40	6
41	6
42	5
43	0
44	5
45	1