



Woodbury City Police Department
Traffic Unit
220 S. Broad St.
Woodbury, NJ 08096

Deptford Ave
Lippincott Street

Volume Sorted By Speed for 30-Mar-24 to 04-Apr-24

Direction: Combined

Speed	Volume
7	1
8	1
9	2
10	14
11	18
12	30
13	27
14	30
15	27
16	31
17	33
18	48
19	80
20	114
21	168
22	254
23	323
24	434
25	601
26	744
27	841
28	919
29	910
30	899
31	818
32	803
33	656
34	482
35	358
36	339
37	239
38	154
39	103
40	94
41	56
42	41
43	28
44	20
45	13
46	5
47	5
48	3
49	5
50	3
51	2
52	2
53	0
54	2
55	1
56	2
57	0
58	0
59	1
60	0
61	0
62	0
63	0
64	0
65	0
66	1



Woodbury City Police Department
Traffic Unit
220 S. Broad St.
Woodbury, NJ 08096

Deptford Ave
Lippincott Street

Volume Sorted By Speed for 30-Mar-24 to 04-Apr-24

Direction: Direction 1

Speed	Volume
8	1
9	1
10	3
11	5
12	5
13	3
14	4
15	9
16	9
17	16
18	24
19	44
20	73
21	94
22	158
23	181
24	244
25	323
26	385
27	427
28	468
29	373
30	333
31	310
32	274
33	219
34	165
35	112
36	86
37	64
38	32
39	28
40	23
41	13
42	7
43	7
44	1
45	3
46	1
47	1
48	1
49	0
50	1
51	1
52	0
53	0
54	0
55	0
56	2
57	0
58	0
59	0
60	0
61	0
62	0
63	0
64	0
65	0
66	1



Woodbury City Police Department
Traffic Unit
220 S. Broad St.
Woodbury, NJ 08096

Deptford Ave
Lippincott Street

Volume Sorted By Speed for 30-Mar-24 to 04-Apr-24

Direction: Direction 2

Speed	Volume
7	1
8	0
9	1
10	11
11	13
12	25
13	24
14	26
15	18
16	22
17	17
18	24
19	36
20	41
21	74
22	96
23	142
24	190
25	278
26	359
27	414
28	451
29	537
30	566
31	508
32	529
33	437
34	317
35	246
36	253
37	175
38	122
39	75
40	71
41	43
42	34
43	21
44	19
45	10
46	4
47	4
48	2
49	5
50	2
51	1
52	2
53	0
54	2
55	1
56	0
57	0
58	0
59	1



Woodbury City Police Department

Traffic Unit

220 S. Broad St.
Woodbury, NJ 08096

Speed Enforcement Evaluator

Location:
Deptford Ave

Closest Cross Street:
Lippincott Street

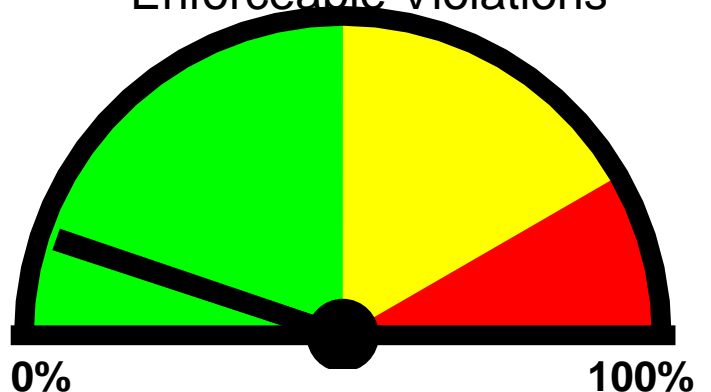
Analysis Dates:
Saturday, March 30, 2024
Thursday, April 4, 2024

Equipment Used:
JAMAR Covert Radar

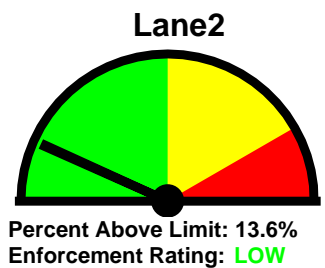
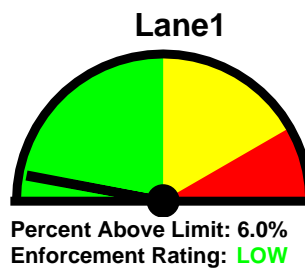
Installed By:
Ptlm. J. Duffy #3100

Requested By:
Citizen Complaints

Total Percentage of Enforceable Violations



0% 100%
Posted Speed Limit: 25 MPH
Enforcement Tolerance: 10 MPH
Enforcement Limit: 36 MPH & Up
Percentage Above Limit: 10.4%
Enforcement Rating: **LOW**



Combined

1-5	6-10	11-15	16-20	21-25	26-30	31-35	36-40	41-45	46-50	51-55	56-60	61-65	>65
0	18	127	306	1776	4290	3096	926	158	21	7	3	0	1

85 percentile = 33

Lane1

1-5	6-10	11-15	16-20	21-25	26-30	31-35	36-40	41-45	46-50	51-55	56-60	61-65	>65
0	5	26	166	1000	1976	1077	233	31	4	1	2	0	1

85 percentile = 32

Lane2

1-5	6-10	11-15	16-20	21-25	26-30	31-35	36-40	41-45	46-50	51-55	56-60	61-65	>65
0	13	101	140	776	2314	2019	693	127	17	6	1	0	0

85 percentile = 34



Woodbury City Police Department

Traffic Unit

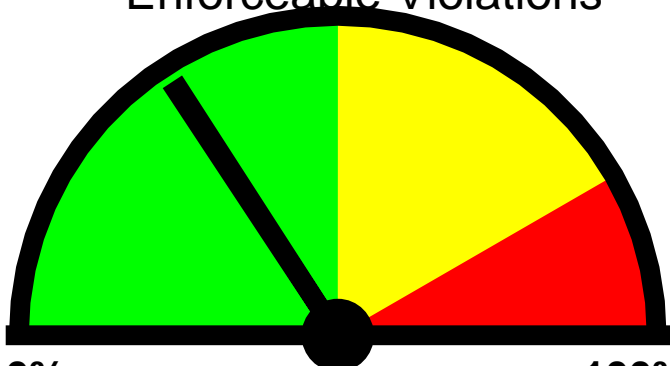
220 S. Broad St.
Woodbury, NJ 08096

Speed Enforcement Evaluator

Location:
Deptford Ave

Total Percentage of Enforceable Violations

Closest Cross Street:
Lippincott Street



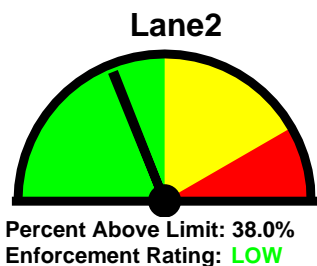
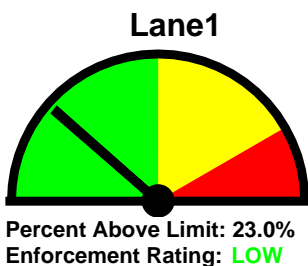
Analysis Dates:
Saturday, March 30, 2024
Thursday, April 4, 2024

0% 100%
Posted Speed Limit: 25 MPH
Enforcement Tolerance: 6 MPH
Enforcement Limit: 32 MPH & Up
Percentage Above Limit: 31.7%
Enforcement Rating: **LOW**

Equipment Used:
JAMAR Covert Radar

Installed By:
Ptlm. J. Duffy #3100

Requested By:
Citizen Complaints



Combined

1-5	6-10	11-15	16-20	21-25	26-30	31-35	36-40	41-45	46-50	51-55	56-60	61-65	>65
0	18	127	306	1776	4290	3096	926	158	21	7	3	0	1

85 percentile = 33

Lane1

1-5	6-10	11-15	16-20	21-25	26-30	31-35	36-40	41-45	46-50	51-55	56-60	61-65	>65
0	5	26	166	1000	1976	1077	233	31	4	1	2	0	1

85 percentile = 32

Lane2

1-5	6-10	11-15	16-20	21-25	26-30	31-35	36-40	41-45	46-50	51-55	56-60	61-65	>65
0	13	101	140	776	2314	2019	693	127	17	6	1	0	0

85 percentile = 34



Woodbury City Police Department

Traffic Unit

220 S. Broad St.

Woodbury, NJ 08096

Lane1

1-5	6-10	11-15	16-20	21-25	26-30	31-35	36-40	41-45	46-50	51-55	56-60	61-65	>65
0	5	26	166	1000	1976	1077	233	31	4	1	2	0	1

85 percentile = 32

Lane2

1-5	6-10	11-15	16-20	21-25	26-30	31-35	36-40	41-45	46-50	51-55	56-60	61-65	>65
0	13	101	140	776	2314	2019	693	127	17	6	1	0	0

85 percentile = 34

Combined

1-5	6-10	11-15	16-20	21-25	26-30	31-35	36-40	41-45	46-50	51-55	56-60	61-65	>65
0	18	127	306	1776	4290	3096	926	158	21	7	3	0	1

85 percentile = 33



Woodbury City Police Department
Traffic Unit
 220 S. Broad St.
 Woodbury, NJ 08096

Deptford Ave
 Lippincott Street

COMBINED

Report for 3/30/2024 8:00:00 PM to 4/4/2024 6:59:59 PM

SPEED STATISTICS - 15 to 70+ by 5 MPH

Speed in MPH	1 - 15	16 - 20	21 - 25	26 - 30	31 - 35	36 - 40	41 - 45	46 - 50	51 - 55	56 - 60	61 - 65	66 - 70	71 - 75	76 - 999
Count	145	306	1776	4288	3094	925	158	21	7	3	0	1	0	0
Percent	1.4	2.9	16.6	40.0	28.9	8.6	1.5	0.2	0.1	0.0	0.0	0.0	0.0	0.0
Over Speed	15	20	25	30	35	40	45	50	55	60	65	70	75	999
Count	10579	10273	8497	4209	1115	190	32	11	4	1	1	0	0	0
Percent	98.6	95.8	79.2	39.2	10.4	1.8	0.3	0.1	0.0	0.0	0.0	0.0	0.0	0.0
Percentile	5%	10%	15%	45%	50%	55%	85%	90%	95%					
Speed	21	23	24	29	29	30	34	36	38					

Average 29
 (Mean)

Pace Speed 25-34
 Number in 7624
 Pace
 Percent in 71.1
 Pace




Woodbury City Police Department
Traffic Unit
220 S. Broad St.
Woodbury, NJ 08096

Deptford Ave
Lippincott Street

COMBINED

Speed	Volume
7	1
8	1
9	2
10	14
11	14
12	29
13	27
14	30
15	27
16	31
17	33
18	48
19	80
20	114
21	168
22	254
23	323
24	433
25	598
26	740
27	841
28	912
29	903
30	892
31	810
32	793
33	654
34	481
35	356
36	337
37	238
38	154
39	102
40	94
41	56
42	41
43	28
44	20
45	13
46	5
47	5
48	3
49	5
50	3
51	2
52	2
53	0
54	2
55	1
56	2
57	0
58	0
59	1
60	0
61	0
62	0
63	0
64	0
65	0
66	1



Woodbury City Police Department

Traffic Unit

220 S. Broad St.
Woodbury, NJ 08096

Best Times for Enforcement

Location:

Deptford Ave

Closest Cross Street:

Lippincott Street

Analysis Dates:


Saturday, March 30, 2024

Thursday, April 4, 2024

Installed By:

Ptlm. J. Duffy #3100

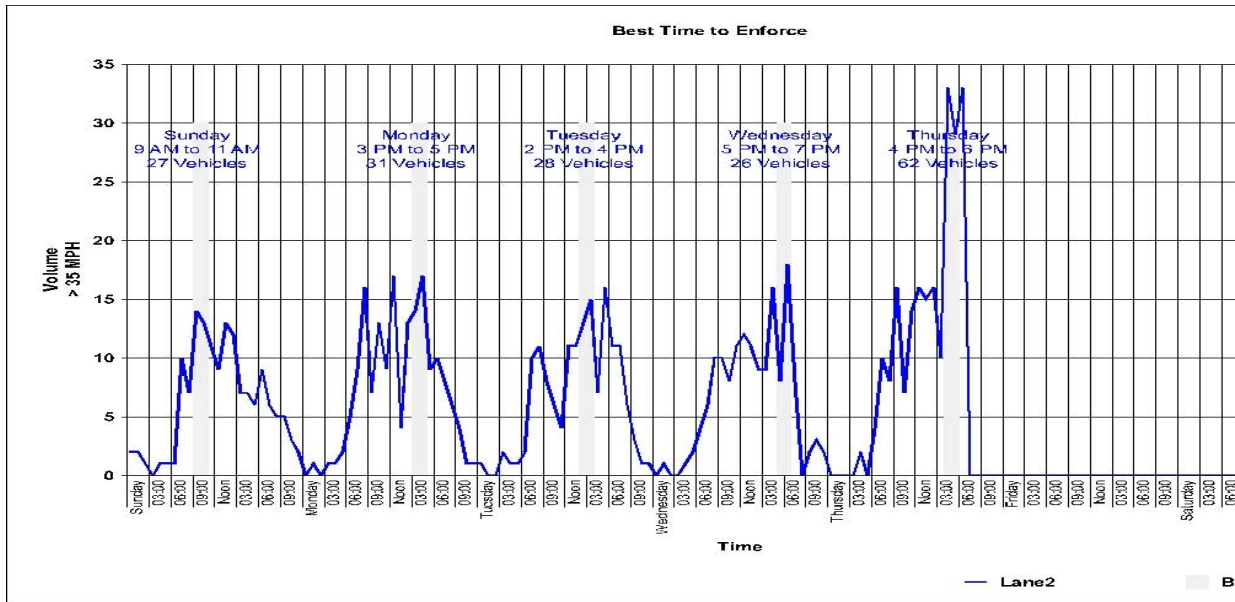
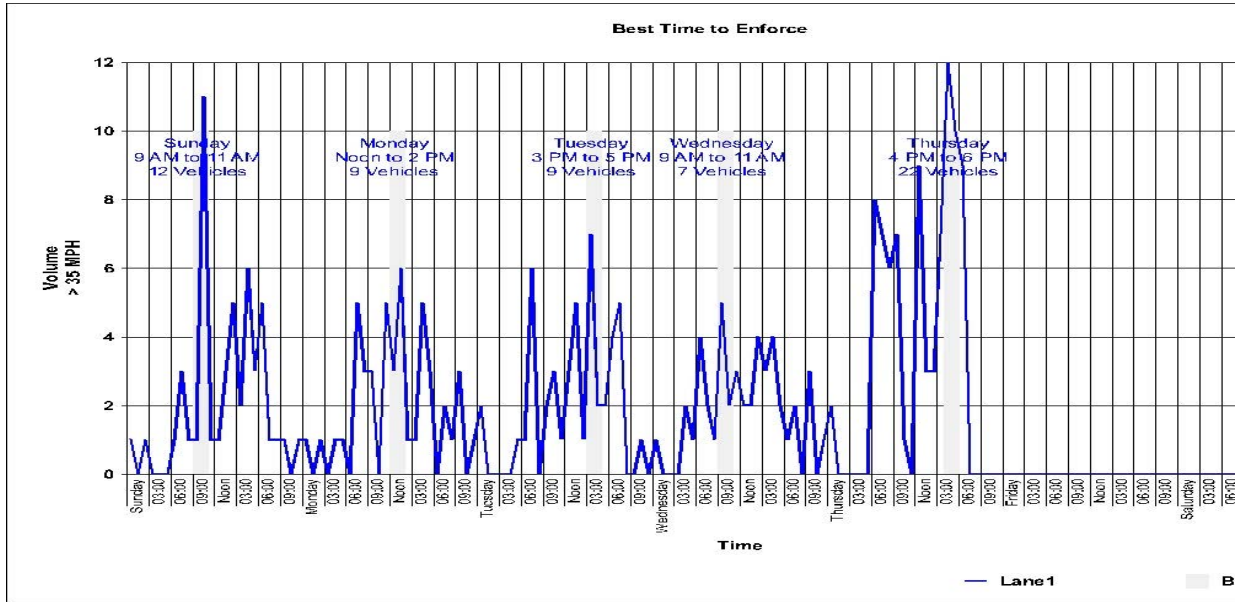
Sun	Combined: 9 AM to 11 AM Lane1: 9 AM to 11 AM Lane2: 9 AM to 11 AM
Mon	Combined: 3 PM to 5 PM Lane1: Noon to 2 PM Lane2: 3 PM to 5 PM
Tue	Combined: 2 PM to 4 PM Lane1: 3 PM to 5 PM Lane2: 2 PM to 4 PM
Wed	Combined: 3 PM to 5 PM Lane1: 9 AM to 11 AM Lane2: 5 PM to 7 PM
Thu	Combined: 4 PM to 6 PM Lane1: 4 PM to 6 PM Lane2: 4 PM to 6 PM
Fri	
Sat	Combined: 8 PM to 10 PM Lane1: 8 PM to 10 PM Lane2: 8 PM to 10 PM




Woodbury City Police Department

Traffic Unit

220 S. Broad St.
Woodbury, NJ 08096





Woodbury City Police Department

Traffic Unit

220 S. Broad St.
Woodbury, NJ 08096

